

Updated August 4, 2016



## The ACT® Test State Testing 2016 - 2017

ACT is looking forward to working with you for the 2016-2017 delivery of the ACT® test.

ACT regularly conducts research to inform the content of the ACT and strives to continually improve usability with the reporting, methods and technology most needed, and most requested by our clients. ACT would like to make our State testing customers aware of updates that will go into effect in the 2016-2017 academic year.

Below is a high-level list of the updates. Details about each are provided in the enclosed packet of materials.

Updates to the ACT test include:

- New Reporting Categories and ACT Readiness Range
- Redesigned score reports and profile reports, which include new features:
  - STEM benchmark
  - Interest-Major Fit indicator
  - Career Connector
- Writing Score Changes

Updates specific to the ACT State testing include:

- Platform Enhancements
- Mixed-Mode Available at the Student Level
- Test Accommodations Updates
- Order Management Improvements
- Test Administration Improvements
- Data File Layout Updates

## Reporting Categories and the ACT Readiness Range

To help students gain insights into possible directions for college and career, they want to understand their areas of strength and also those areas where they need to improve. To provide learners the most useful information, the new score reports will incorporate a **comprehensive set of reporting categories** for each subject area of the test (see “Detailed Results” illustration below). The new reporting categories will replace the current subscores such as, for example, Intermediate Algebra/Coordinate Geometry.

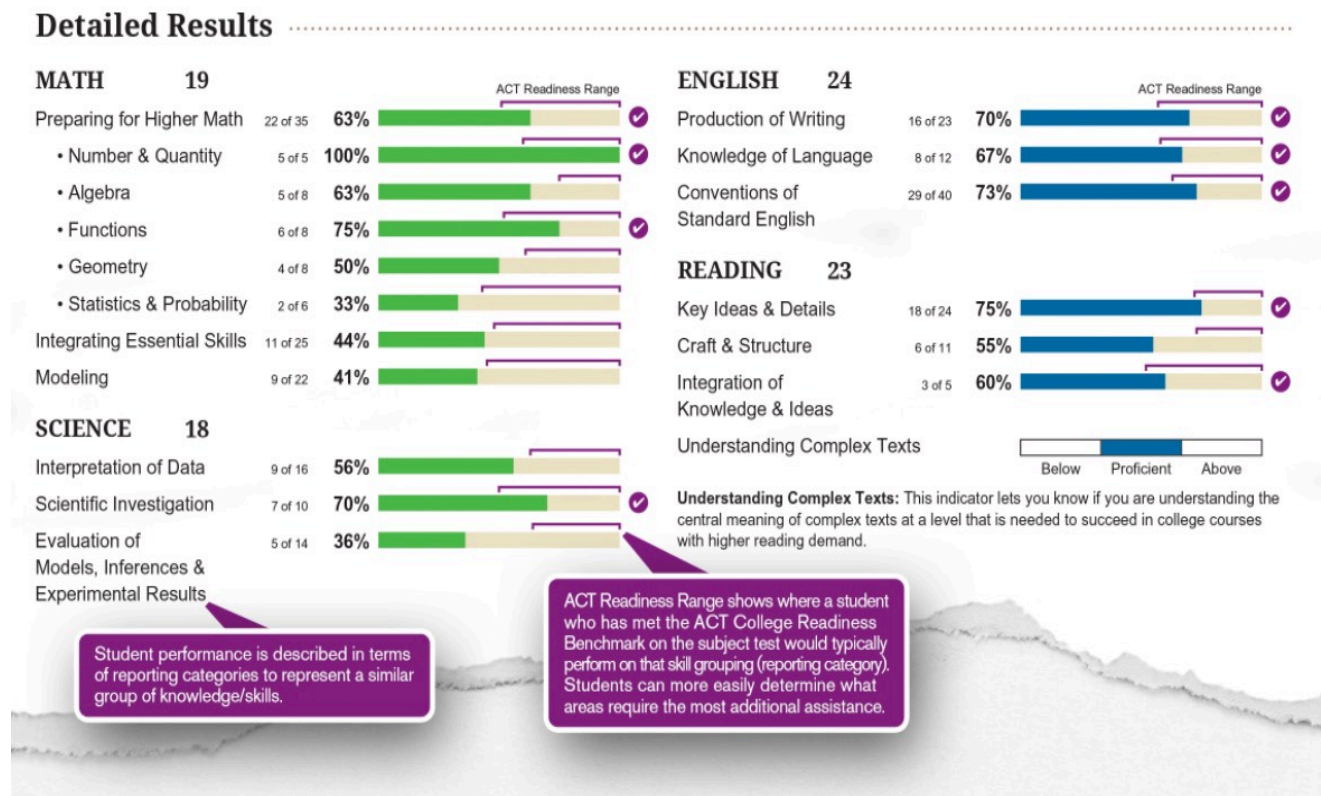
These categories will make it easier for students, parents, and educators to gain deeper insight into students’ performance by better understanding strengths and areas for improvement in each subject. Reporting categories will group and report on similar skills to provide students with more detailed information within each subject.

Each reporting category will include the total number of points possible, the total number of points a student achieved, and the percentage of points correct. ACT reporting categories are aligned with [ACT College and Career Readiness Standards](#) and other standards that target college and career readiness.

Each reporting category also will show the **ACT Readiness Range**, which will enable students to see at a glance how their performance on each reporting category compares to students who have met the ACT College Readiness Benchmark for that specific subject. The maximum on the Range corresponds to answering all questions in that reporting category accurately.

The combination of reporting category scores and the ACT Readiness Ranges will provide educators and students with information to more clearly show which areas require the most additional assistance for additional learning and intervention.

The ACT Readiness Range will appear on the Student Score Report and High School Score Report.



## Redesigned Score Reports and Profile Reports

Beginning this fall (September 2016), ACT is implementing the enhanced ACT score reports which will allow students and educators to better navigate results and gain more meaningful insights. These updates include:

- **A comprehensive set of reporting categories** will replace subject test subscores for each subject area of the test
- **ACT Readiness Ranges** will make it easier for the student to understand which academic areas require additional assistance
- **A graphical design of paper score reports**, using easily understood visual elements, color, and indicators to make insights easier to understand
- **ACT STEM College Readiness Benchmark**, which highlights the probability of success in STEM college courses
- **The Interest-Major Fit level score**, an indication of whether students' interests match their collegiate pursuits
- **Career Connector**, which summarizes students' work-relevant interests and indicates possible career possibilities

The 2016-2017 sample ACT score reports are provided in this packet and may be accessed online at the following links:

[ACT Student Score Report 2016-2017](#)

[ACT High School Score Report 2016-2017](#)

[ACT College Score Report 2016-2017](#)

These updates to the score reports reflect ACT's focus on innovative, user-centered reporting and our commitment to empowering individuals with usable, intuitive college and career readiness insights. The changes resulted from input from thousands of students, parents, and educators.

## Writing Score Changes

Beginning with the September 2016 national test date, ACT no longer will report the writing test score on a 1–36 scale. We will instead report the writing score on a 2–12 score range, with 12 being the highest possible score. The new reported score will be the average of the four 2-to-12 domain scores on the essay. The contents of the writing test itself, an optional section of the overall ACT test, will remain unchanged.

This adjustment follows feedback we've received from leaders in education, as well as students and parents, since changing the score scale in 2015 to a 1–36 scale to be consistent with the multiple-choice ACT test scores. The change caused confusion among some test takers, who attempted to compare their writing score to their multiple-choice scores. Each ACT subject test measures different skills, and many students earn higher scores on some tests than on others.

The writing test itself, which was revised last year, will remain unchanged. The essays will still be scored using the same rubric, on four domains (ideas and analysis, development and support, organization, and language use and conventions) by two independent readers. Scores on the four individual domains on the ACT writing test will continue to be reported on a 2-to-12 range as they are now.

Although the writing test score was reported on a 2-12 range prior to September 2015, we are NOT reverting back to the same 2-12 range. The former writing test was designed differently than the current writing test. The current writing test asks students to analyze and evaluate multiple perspectives and provides more specific actionable information about student ability by reporting directly on domains.

Additional information and resources:

- [June 28, 2016 news release explaining adjustments to the reporting of the writing test score](#)
- [5 Ways to Compare 2015–2016 and 2016–2017 ACT Writing Scores](#) (PDF, 5 pages)
- [Writing FAQs](#)

## Platform Enhancements

A number of enhancements will be made to the test administration platform, PearsonAccess Next, to improve the processes for ACT State testing, these include the following:

- **Eliminate “establishment”** – Organization information loaded to PANext will default all users to be established participants in the state testing process. ACT will proceed on this assumption and open the line of communications with those individuals. This will allow the request for accommodations process to begin much earlier than in previous years. Schools have a Manage Participation screen which will allow them to opt out of participation, and provide a reason for doing so.
- **A self-serve model** – New features and permissions will add to configurability, including but not limited to, defining who can import data and run operational reports. At the local level, Test Coordinators will be able to indicate student choices (if available), add new students, monitor ordering better than in previous years.
- **Student data upload** – The State will be able to import student data file(s) on a day that is convenient for them. ACT will continue to provide guidance related to the importance of meeting certain target dates.
- **Additional students may be added to testing at the local level** – After the initial student data upload, Test Coordinators may add new students one-at-a-time, if desired. Alternatively, additional student data uploads can occur.
- **Enables configurable space and dates** – States now have more choices of test dates, which means PANext will be configured to display only the test dates and deadlines that pertain to each administration. The state logo may also be included on the homepage.
- **Message block available upon log in and may be customized by state** – After log in to PANext, there will be a small message box on the home page that can be used for brief announcements. This message space can be used as short-term supplement to ACT communications and web page for getting a message to all users of the system.

## Mixed-Mode Available at the Student Level

The testing mode (paper or online) and the choice of the ACT or the ACT with writing may be decided at the student level. The state must decide whether to offer the option and a default can be set up either at the state, district or school level. If the state opts-in to allow their students the choice of writing or testing mode, the Test Coordinator will need to indicate the student’s choice on behalf of the student accordingly in PearsonAccess Next.

## Test Accommodations Updates

### **The Test Accessibility and Accommodations System**

Last year, ACT introduced the Test Accessibility and Accommodations System (TAA). TAA streamlines the process for requesting accommodations for the ACT® test, providing a more user-friendly experience. The benefits of the new system include: greater transparency, allowing the school to follow the progress of the request online and an expedited request process – decisions provided approximately 10 days sooner (on average) than previously

TAA is back again this year with several enhancements. First, ACT expanded use of TAA for use by all examinees taking the ACT, whether through our National or State and District programs. This means that Test Coordinators need to submit a request for accommodations only once on behalf of a student, instead of a request per test administration. Second, we have implemented new procedures within TAA that will eliminate the need for unnecessary documentation. Most accommodations requests can be approved with the support of an IEP or 504 Plan. Our system enhancements will assist Test Coordinators in providing only this required documentation.

### **Accommodations Deadlines**

ACT moved our accommodations requests deadlines as close to the test day as possible. In past years, ACT required submission of all accommodations requests almost three months prior to test day. With improvements to our accommodations request process and procedures we are able to move this deadline to approximately 5 weeks prior to test day. This will assist Test Coordinators in submitting requests for currently enrolled students only and reduce the need for late accommodations requests.

### **Non-College Reportable Accommodations Materials**

Test Coordinators will no longer have to submit an order for non-college reportable accommodations materials. ACT will send an overage of accommodations materials that will be the same as those used by examinees testing with ACT-approved accommodations. By consolidating these materials, ACT hopes to reduce the number of misadministrations resulting in voided scores. Rather, examinees who test with unauthorized accommodations can still receive a non-college reportable score for accountability purposes.

## Order Management Improvements

### **Combined Shipments for Testing Materials**

Beginning with the Fall 2016 State testing window, and continuing through spring 2017, ACT plans to combine the nonsecure shipment with the initial shipment of secure test materials. Feedback from district and school Test Coordinators indicated this would be helpful to local preparations. The combined shipment will put secure test materials into schools one week earlier, allow the local coordinator to count and evaluate quantities of materials, and if needed, request additional materials sooner. Schools will continue to retain nonsecure test materials

Updated August 4, 2016

through any additional test dates. Secure test materials needed for a makeup test date will be shipped separately as has been customary.

### **School visibility to tracking numbers**

PearsonAccess next will enable visibility to the shipping tracking numbers which will provide status of inbound materials.

## **Test Administration Improvements**

### **Offsite Approval Process Removed**

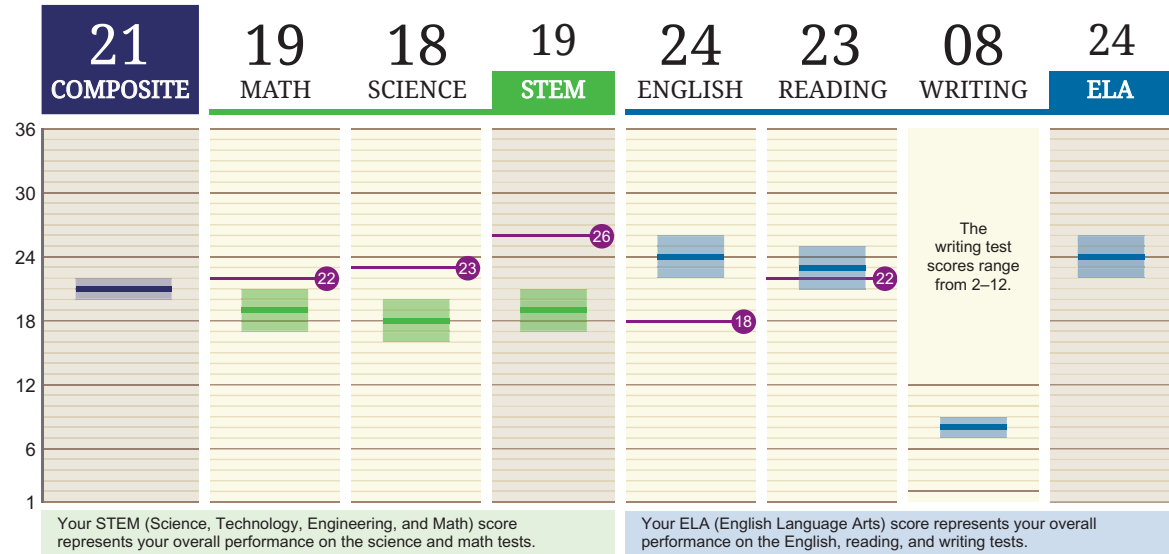
ACT continues to support schools that have a need to test at an offsite location – a location other than their school building. The submission of an approval form is no longer necessary. ACT will continue to expect that local school authorities select an offsite testing location that meets ACT's guidelines, as outlined in The ACT(R) Test Administration Manual and the Summary of Requirements document.

### **Online Practice Test**

All schools will have the ability to provide their students with access to an online ACT practice test. Students will receive a score report with raw scores upon completion of the online ACT practice test.

## **Data File Record Layout Changes**

The data file record layout required updates to accommodate the new reporting categories, as well as a few other necessary changes. A sample of the data file record layout for Fall 2016 is included in this packet of materials. The data file layout for Spring 2017 will be available at a later date.



### Student Report

**Your Score**  
 Your Score  
 Your Score Range

**ACT College Readiness Benchmarks**  
 Readiness Benchmark  
 If your score is at or above the Benchmark, you have at least a 50% chance of obtaining a B or higher or about a 75% chance of obtaining a C or higher in specific first-year college courses in the corresponding subject area. There are currently no Benchmarks for ELA or writing.

**Your Score Range**  
 Test scores are estimates of your educational development. Think of your true achievement on this test as being within a range that extends about one standard error of measurement, or about 1 point for the Composite and writing scores, and 2 points for STEM, ELA, and the other test scores, above and below your score.

**US & State Rank**  
 Your ranks tell you the approximate percentages of recent high school graduates in the US and your state who took the ACT® test and received scores that are the same as or lower than your scores. For example, a rank of 55 for your Composite score means 55% of students earned that Composite score or below.

### Sending Your Scores

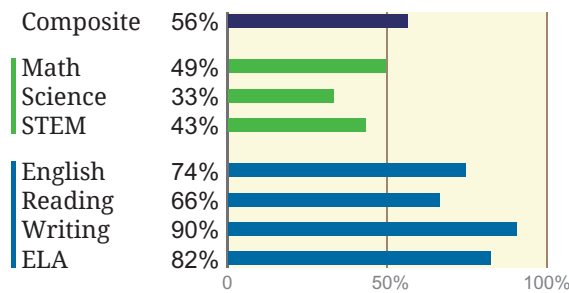
A score report (including your photo) was automatically sent to the high school you reported when registration was completed for the test. Your school will use this information for counseling, evaluating the effectiveness of instruction, and planning changes and improvements in the curriculum.

At your direction, your scores from this test date are also being reported to the colleges shown. (Be aware that when you send a report to a college that is part of a school system, the college may share your score with other colleges in that system.) Institutions use your test scores along with high school grades, academic preparation, out-of-class accomplishments, future plans, and other factors to help identify applicants who can benefit most from their programs. In addition, colleges can use results on the ACT to assist scholarship/loan agencies in identifying qualified candidates, place students in first-year courses, and help students develop an appropriate program of study.

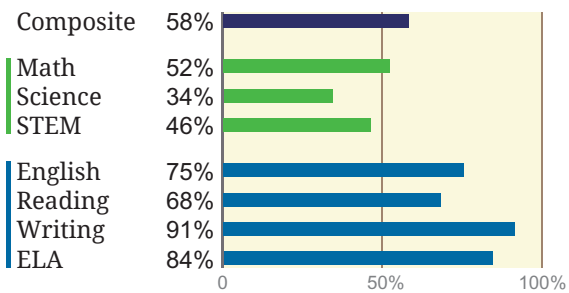
If you entered a college code incorrectly or forgot to include one, don't worry! You can still send scores to other colleges. Visit [www.act.org/the-act/scores](http://www.act.org/the-act/scores) to explore student resources or to order additional score reports.

- 1 UNIVERSITY OF OMEGA  
[www.universityofomega.edu](http://www.universityofomega.edu)
- 2 ALPHA UNIVERSITY  
[www.alpha.edu](http://www.alpha.edu)
- 3 BETA COMMUNITY COLLEGE  
[www.betacc.edu](http://www.betacc.edu)
- 4 MAGNA COLLEGE  
[www.magna.edu](http://www.magna.edu)

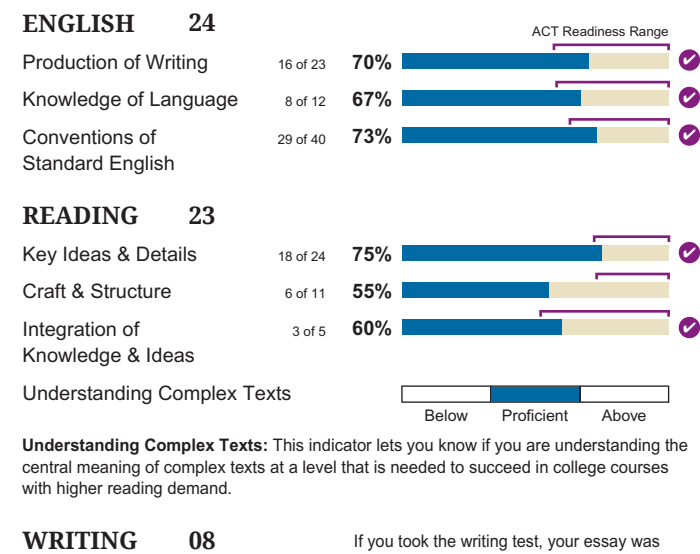
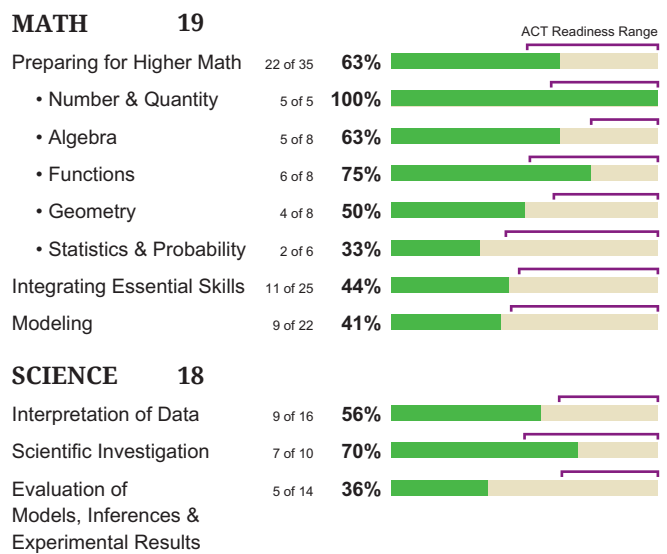
### US Rank



### State Rank



### Detailed Results



**ACT Composite Score:** ACT math, science, English, and reading test scores and the Composite score range from 1 to 36. For each test, we converted your number of correct answers into a score within that range. Your Composite score is the average of your scores on the four subjects rounded to the nearest whole number. If you left any test completely blank, that score is reported as two dashes and no Composite score is computed.

**ACT Readiness Range:** This range shows where a student who has met the ACT College Readiness Benchmark on this assessment would typically perform.

**Understanding Complex Texts:** This indicator lets you know if you are understanding the central meaning of complex texts at a level that is needed to succeed in college courses with higher reading demand.

**WRITING 08**  
 If you took the writing test, your essay was scored on a scale of 1 to 6 by two raters in each of the four writing domains. These domains represent essential skills and abilities that are necessary to meet the writing demands of college and career. Your domain scores, ranging from 2 to 12, are a sum of the two raters' scores. Your writing score is the average of your four domain scores rounded to the nearest whole number. To learn more about your writing score, visit [www.act.org/the-act/writing-scores](http://www.act.org/the-act/writing-scores).

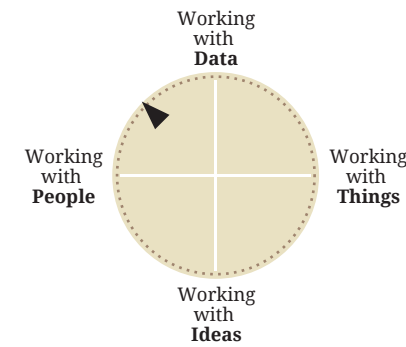
Dashes (-) indicate information was not provided or could not be calculated.

### College and Career Planning

Where are you going? Knowing your interests can help you find the kinds of majors and occupations that may be right for you. Occupations differ widely in how much they involve working with four basic work tasks: Data, Ideas, People, and Things. Before you took the ACT, you completed an interest inventory. Your results point to occupations that involve the kinds of basic work tasks you prefer. Visit [www.actprofile.org](http://www.actprofile.org) to learn more.

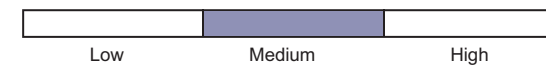
According to your results, you enjoy working with **People & Data**. Here are a few examples of occupations involving this kind of work:

- Buyer
- FBI/CIA Agent
- Financial Manager
- Training/Education Manager
- Travel Guide



### Interest-Major Fit


Do your interests fit the college major you plan to enter? Based on information you provided, you plan to enter **Accounting**.



Your interests are fairly similar to the interests of college students in the major you plan to enter. Students in majors that fit their interests are often more satisfied with their major.

### Progress Toward the ACT National Career Readiness Certificate™

Based on your ACT Composite score, this indicator provides an early estimate of your future achievement on the ACT National Career Readiness Certificate (ACT NCRC®). The ACT NCRC is an assessment-based credential that documents foundational work skills important for job success across industries and occupations. Visit [workforce.act.org/credential](http://workforce.act.org/credential) to learn more.



You are making progress toward a Gold level on the ACT NCRC.

### Where Are You Going?

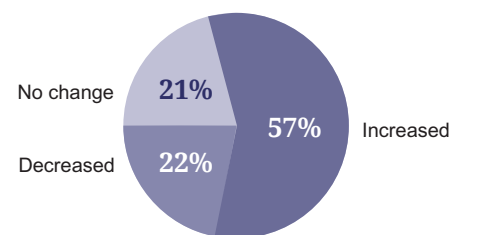
Go to [www.actprofile.org](http://www.actprofile.org) to learn more about yourself and find out about careers, majors, and colleges that may be right for you. It's **free!**

### Retesting with the ACT

Consider retesting if one or more of the following applies to you:

- Did you have any problems during the tests, like misunderstanding the directions or feeling ill?
- Do you think your scores do not accurately represent your abilities?
- Are your ACT scores not what you expected based on your high school grades?
- Have you taken more coursework or an intensive review in the areas covered?
- Do you want to apply to a college that requires or recommends the writing test?

### Typical Composite Score on a Retest



Go to [www.act.org/the-act/retaking](http://www.act.org/the-act/retaking) for more information.

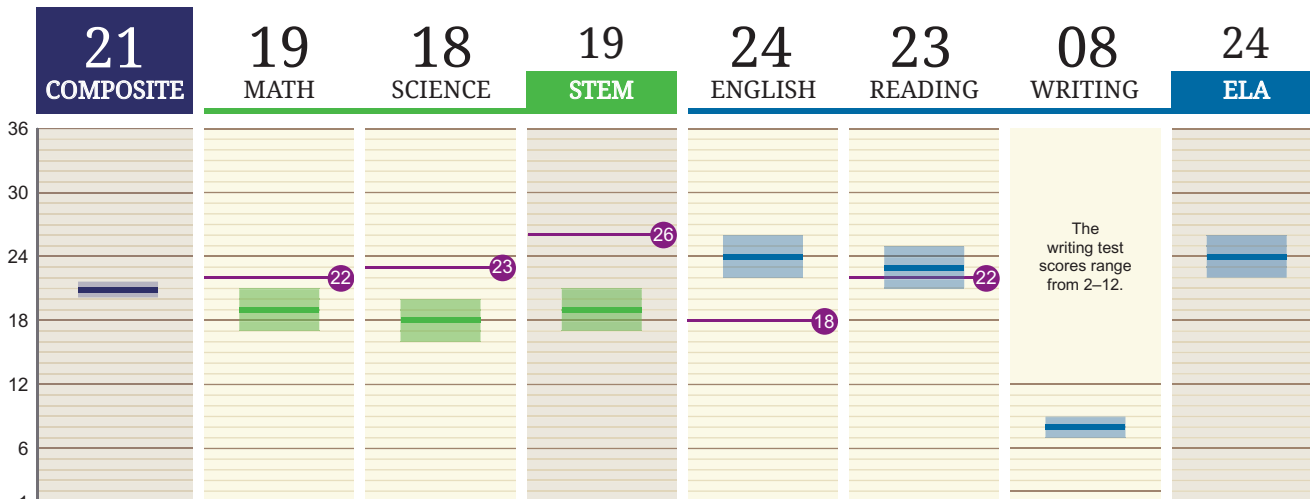
### Test Security Hotline

If you have concerns about the security of the tests, please report them at [www.act.ethicspoint.com](http://www.act.ethicspoint.com) or 855.382.2645.





## High School Report



**Student's Score**

**ACT College Readiness Benchmarks**  

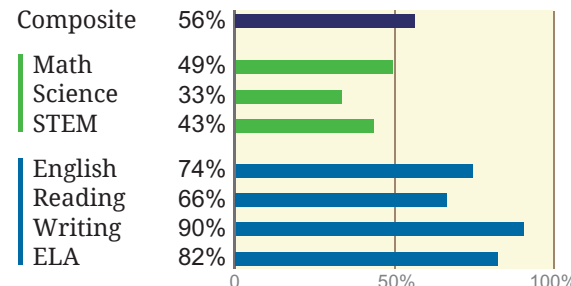
 If the student's score is at or above the Benchmark, he or she will likely be ready for first-year college courses in the corresponding subject area. There are currently no Benchmarks for ELA or writing.

**Student's Score Range**  
 Test scores are estimates of the student's educational development. Think of true achievement on this test as being within a range that extends about one standard error of measurement, or about 1 point for the Composite and writing scores, and 2 points for STEM, ELA, and the other test scores, above and below the student's score.

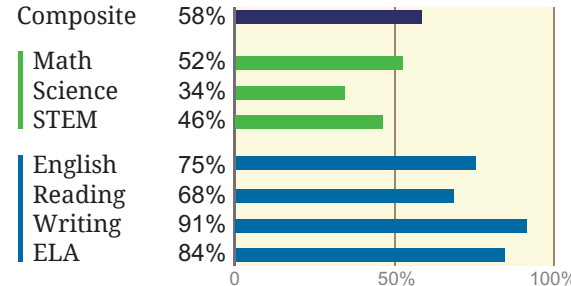
### Ranking Results

The student's ranks tell you the approximate percentages of recent high school graduates in the US and your state who took the ACT® test and received scores that are the same as or lower than the student's scores. For example, a rank of 55 for the student's Composite score means 55% of students earned that Composite score or below.


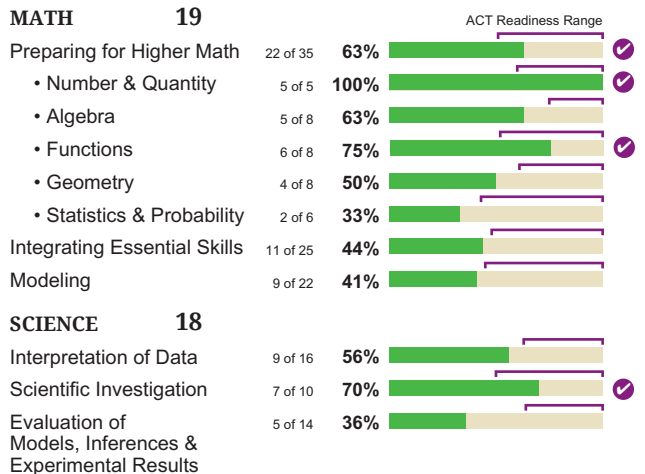
### US Rank



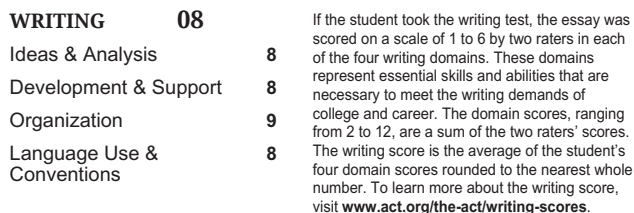
### State Rank



### Detailed Results



**Understanding Complex Texts:** This indicator lets you know if the student is understanding the central meaning of complex texts at a level that is needed to succeed in college courses with higher reading demand.



If the student took the writing test, the essay was scored on a scale of 1 to 6 by two raters in each of the four writing domains. These domains represent essential skills and abilities that are necessary to meet the writing demands of college and career. The domain scores, ranging from 2 to 12, are a sum of the two raters' scores. The writing score is the average of the student's four domain scores rounded to the nearest whole number. To learn more about the writing score, visit [www.act.org/the-act/writing-scores](http://www.act.org/the-act/writing-scores).


**ACT Composite Score:** ACT math, science, English, and reading test scores and the Composite score range from 1 to 36. For each test, we converted the student's number of correct answers into a score within that range. The student's Composite score is the average of his or her scores on the four subjects rounded to the nearest whole number. If the student left any test completely blank, that score is reported as two dashes and no Composite score is computed.

**STEM:** Science, Technology, Engineering, and Math | **ELA:** English Language Arts

**ACT Readiness Range:** This range shows where a student who has met the ACT College Readiness Benchmark on this assessment would typically perform.

### Progress Toward the ACT National Career Readiness Certificate™

Based on the student's ACT Composite score, this indicator provides an early estimate of future achievement on the ACT National Career Readiness Certificate (ACT NCRC®). The ACT NCRC is an assessment-based credential that documents foundational work skills important for job success across industries and occupations. Visit [workforce.act.org/credential](http://workforce.act.org/credential) to learn more.



The student is making progress toward a Gold level on the ACT NCRC.

Dashes (-) indicate information was not provided or could not be calculated.



ANN C TAYLOR  
GRADUATION YEAR: 2018  
TEST DATE: APRIL 2017 | NATIONAL



## High School Report

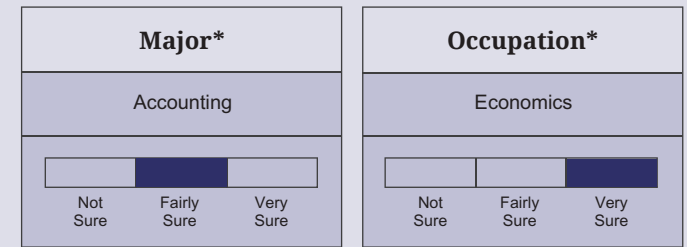
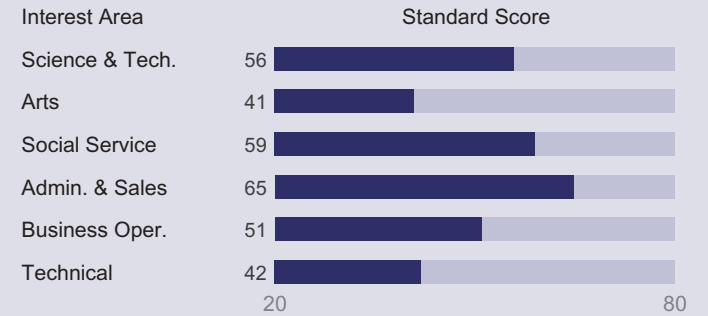
### College Fit

At the student's direction, scores from this test date are being reported to the colleges shown below. College planning information is provided for the choices listed when registered or tested. Check with colleges for recent changes in information. Note: GPA was calculated from the grades the student reported. For more information, see the *ACT User Handbook* at [www.act.org/the-act.html](http://www.act.org/the-act.html).

College Choices	Chance of "B" or Higher GPA based on Composite score and GPA	ACT Composite Scores of the middle 50% of current students	Average High School GPA of current students	Average High School Class Rank of current students	Percentage of First-Year Students Receiving Financial Aid	
					Need	Merit
9521 UNIVERSITY OF OMEGA <small>OMEGA, CO</small>	61%	18-24 	3.26	Majority in Top 50%	67%	20%
9059 ALPHA UNIVERSITY <small>UNIVERSITY CENTER, IA</small>	43%	21-26 	3.38	Majority in Top 50%	85%	27%
8866 BETA COMMUNITY COLL <small>CLARKSTON, CO</small>	72%	16-21 	2.85	Majority in Top 50%	58%	18%
8905 MAGNA COLLEGE <small>MAGNA, OH</small>	56%	21-24 	3.23	Majority in Top 50%	90%	35%
ANN C TAYLOR		21 Composite	3.29 GPA	Top 25% Class Rank		

## Educational and Occupational Plans

### Interest Inventory Scores



### Interest-Major Fit



### Examples of Related Majors

Banking & Financial Support Services  
Business Administration/Mgmt, General  
Finance  
Financial Planning & Services  
Insurance  
Investments & Securities  
Purchasing/Procurement/Contract Mgmt  
Entrepreneurship

### Examples of Related Occupations

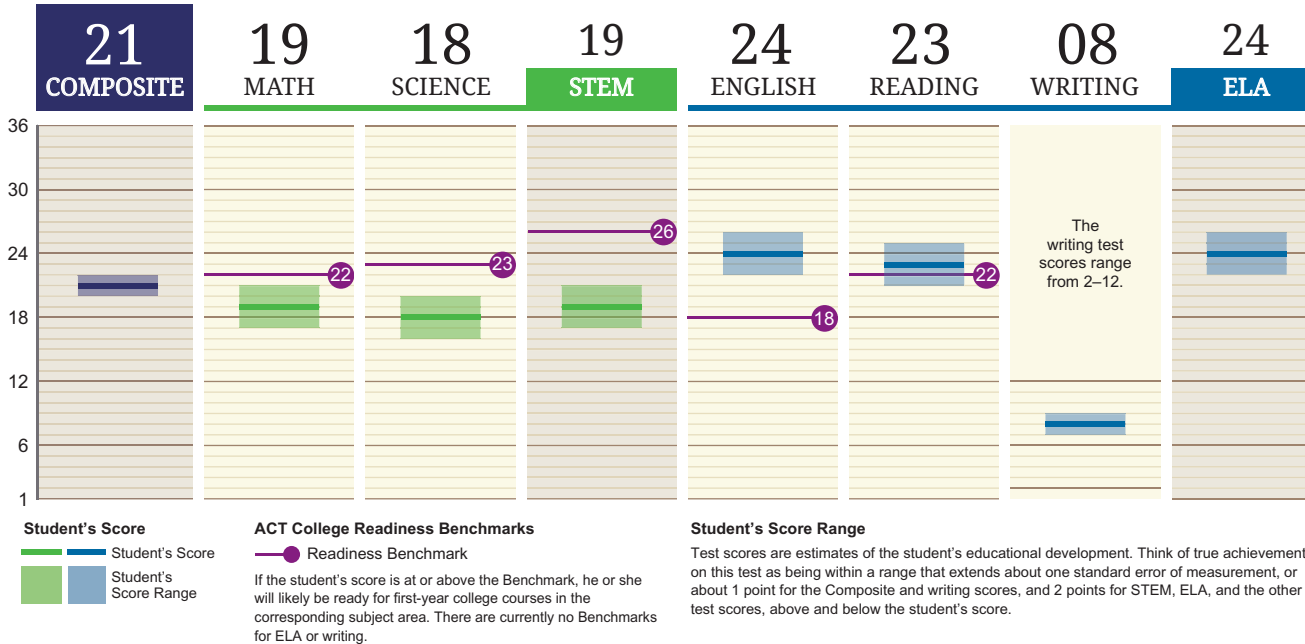
Anthropologist  
Criminologist  
Gerontologist  
Historian  
Political Scientist  
Psychologist, Experimental  
Sociologist  
Urban Planner

### Needs Help With\*

Educational/Occupational Plans, Writing, Reading, Study Skills, Math


Remember that [www.actprofile.org](http://www.actprofile.org) can help students focus on careers, majors, and colleges that are right for them. It's **free!**

\* Information provided by the student. If major and occupation boxes are not shaded, data was incomplete.



### Progress Toward the ACT National Career Readiness Certificate™

Based on the student's ACT Composite score, this indicator provides an early estimate of future achievement on the ACT National Career Readiness Certificate (ACT NCRC®). The ACT NCRC is an assessment-based credential that documents foundational work skills important for job success across industries and occupations. Visit [workforce.act.org/credential](http://workforce.act.org/credential) to learn more.



The student is making progress toward a Gold level on the ACT NCRC.

### Information Reported by the Student

#### College Choice

College Code	9521
Choice	1st

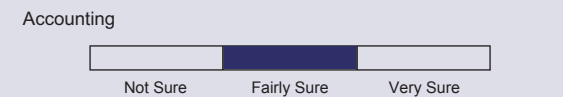
#### College Selection Items Rank

Type	Rank	Details
Student Body Composition	4th	Public 4-year
Location	6th	Co-ed
Cost (Maximum Tuition)	5th	Colorado
Size	2nd	\$2,000
Field of Study	3rd	5,000–10,000
Other Factor	1st	
	7th	

#### High School Information

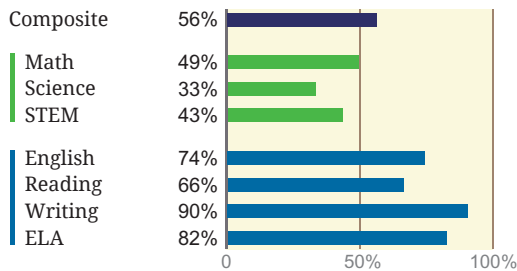
Self-Reported Rank	Top Quarter
Self-Reported GPA	3.0–3.4

#### Major



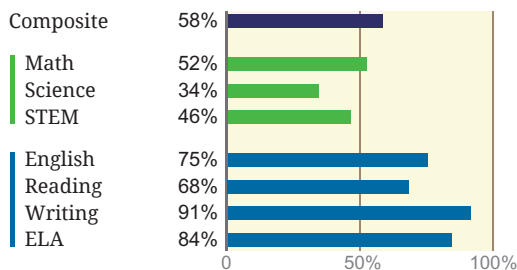
If boxes are not shaded, data was incomplete.

### US Rank



### Institutional Rank

UNIVERSITY OF OMEGA



Dashes (-) indicate information was not provided or could not be calculated.

### Detailed Results

MATH 19	% correct	ENGLISH 24	% correct
Preparing for Higher Math	22 of 35 63%	Production of Writing	16 of 23 70%
• Number & Quantity	5 of 5 100%	Knowledge of Language	8 of 12 67%
• Algebra	5 of 8 63%	Conventions of Standard English	29 of 40 73%
• Functions	6 of 8 75%	<b>READING 23</b>	% correct
• Geometry	4 of 8 50%	Key Ideas & Details	18 of 24 75%
• Statistics & Probability	2 of 6 33%	Craft & Structure	6 of 11 55%
Integrating Essential Skills	11 of 25 44%	Integration of Knowledge & Ideas	3 of 5 60%
Modeling	9 of 22 41%	Understanding Complex Texts	Proficient
<b>SCIENCE 18</b>	% correct	<b>WRITING 08</b>	
Interpretation of Data	9 of 16 56%	Ideas & Analysis	8
Scientific Investigation	7 of 10 70%	Development & Support	8
Evaluation of Models, Inferences & Experimental Results	5 of 14 36%	Organization	9
<b>STEM: Science, Technology, Engineering, and Math</b>		Language Use & Conventions	8
<b>ELA: English Language Arts</b>			

If the student took the writing test, the essay was scored on a scale of 1 to 6 by two raters in each of the four writing domains. These domains represent essential skills and abilities that are necessary to meet the writing demands of college and career. The domain scores, ranging from 2 to 12, are a sum of the two raters' scores. The writing score is the average of the student's four domain scores rounded to the nearest whole number. To learn more about the writing score, visit [www.act.org/the-act/writing-scores](http://www.act.org/the-act/writing-scores).

## Information Reported by the Student

### High School Information

Year H.S. graduation or equivalent	2018
Size of senior class	200–399
Type of school	Public
Type of program studied	College Prep

### Background Information

Racial/Ethnic background	White
Religious preference	Prefer not to respond
English most frequently spoken in home	Yes
Mother/Guardian 1 ed. level	Bachelor's Degree (4 yrs)
Father/Guardian 2 ed. level	Some college, no degree

Subjects Studied	Years	GPA	AP
English	4	3.7	Yes
Math	4	3.1	No
Social Studies	3	3.5	Yes
Natural Sciences	3	2.9	No
Foreign Language			No
Spanish	1		N/A
German	1		N/A
French	0		N/A
Other	0		N/A

### Financial Aid Information

Plans to seek financial aid	Yes
Needs help to find work	Yes
Hours per week	11–20

### Admissions Enrollment Data

Full-time	Yes
Housing plans	Residence Hall
Citizenship status	Yes
Legal resident of mailing address state	Yes
Physical/Learning disability	No

Extracurricular Activities	High School	College
Instrumental Music	Yes	Yes
Vocal Music	Yes	No
Student Government	Yes	No
Publications	Yes	No
Debate	Yes	Yes
Dramatics	Yes	Yes
Religious Organizations	No	No
Racial/Ethnic Organizations	No	No
Varsity Athletics	Yes	No
Political Organizations	Yes	Yes
Radio/TV	No	No
Fraternity/Sorority/Social	No	No
Service Organizations	No	No

### Interests

First-year honors courses	Yes
Independent study	No
ROTC	Yes

### Needs Help With

Educational/Occupational plans	Yes
Writing	No
Reading	No
Study skills	No
Math	Yes

## Chances of Success at UNIVERSITY OF OMEGA

### Overall GPA

Student Group	Chance ≥ B	Chance ≥ C
First-Time Students	49%	83%
Business Admin.	45%	81%
Liberal Arts	46%	86%
Engineering	57%	88%
Education	38%	79%

### Specific Course Grade

Course	Chance ≥ B	Chance ≥ C
English Composition	89%	95%
College Algebra	20%	62%
History	67%	87%
Chemistry	11%	39%
Psychology	72%	92%

Chances of success are reported for ACT Research Services participants.

For more information about Chances of Success and how your institution can participate, please visit [www.act.org/research.html](http://www.act.org/research.html) or email [research.services@act.org](mailto:research.services@act.org).



**THE ACT<sup>®</sup> ELECTRONIC  
STUDENT RECORD  
STATE TESTING  
Fall 2016 Draft**

**NOTIFICATIONS**

New or modified fields are denoted by “→” in the left-hand column.

Filler (positions 320-347)

ACT Scale Subscores changed to Filler.

Filler (positions 773-782)

National Norms for ACT Scale Scores moved to pos. 1029-1043 and increased size.

Filler (positions 791-792)

Writing Subject Score changed to Filler.

US Rank (positions 793-795)

Filler changed to US Rank (Cumulative %) for Writing Subject Score.

Writing Subject Score (positions 804-805)

Writing National Norms moved to pos. 793-795 and field name changed to US Rank

Additional Scores and Indicators (positions 808-819)

Field lengths and field names changed.

Reporting Categories (positions 822-1001)

New fields for Reporting Categories.

National Norms for ACT Scale Scores (position 1029-1043)

National Norms for ACT Scale Scores moved from pos. 773-782.

The *Student Information Booklet* referred to in the Student Profile Section of the layout (positions 401-550) can be found on ACT’s website: <http://www.act.org/aap/pdf/ACT-StudentInfoBooklet.pdf>

## ACT Record Description

Position		Length	Field Name	Field Content
Start	End			
1	2	2	Reporting Year Identifier	16 = 2016-2017
<b>3</b>	<b>154</b>	<b>152</b>	<b>Student Identifying Information</b>	
3	27	25	Student Last Name	Special characters are - ' .
28	43	16	Student First Name	Special characters are - ' .
44	44	1	Student Middle Initial	
45	84	40	Street Address	Special characters are - ' . @ # % & ( ) ; ; " /
85	86	2	Filler	
87	87	1	Gender (Numeric)	4 = Male; 6 = Female; ' - ' = Blank
88	88	1	Gender (Alpha)	M = Male; F = Female; ' - ' = Blank
89	90	2	Grade Level	11 (default)
91	99	9	ACT ID (if available)	ACT ID has a dash (-) in position 91. ACT ID will not be available for all records. If no ACT ID is available, this field will be blank.
100	100	1	Telephone Type	1 = Home; 2 = Cell; 3 = Other
101	106	6	Date of Birth	Formatted as MMDDYY.
107	116	10	Telephone Number	3-digit area code; 7-digit phone number
117	141	25	Mail City	Special characters are - ' .
142	143	2	Mail State (Numeric)	
144	145	2	Mail State (Alpha)	
146	154	9	ZIP Code	ZIP (ZIP + 4 if available)
155	191	36	Filler	
192	204	13	State-Assigned Student ID Number	If the state-assigned student ID number is fewer than 13 characters in length, it will be reported in this field with lead zeroes.
<b>205</b>	<b>226</b>	<b>22</b>	<b>High School Information</b>	
205	210	6	ACT H.S. Code	Will be a valid code.
211	218	8	H.S. Grades	Numeric grades (on 4-point scale) with implied decimal and one decimal place. Numeric grades are based on High School Course/Grade Information (positions 661-683).
211	212	2	English	
213	214	2	Mathematics	
215	216	2	Social Studies	
217	218	2	Natural Sciences	
219	219	1	Filler	
220	222	3	H.S. Average	Numeric average (on 4-point scale) with implied decimal and two decimal places. Average based on High School Course/Grade Information (positions 661-683); '---' means too few H.S. Grades to calculate.
223	226	4	Year of H.S. Graduation	2017 (default)
227	232	6	Filler	
<b>233</b>	<b>380</b>	<b>148</b>	<b>ACT Test Information</b>	
233	236	4	Test Date (Month and Year)	Formatted as MMY
237	248	12	Filler	
249	249	1	Test Location	S = State M = State-allowed accommodations/non-college reportable accommodations  Test location 'S' identifies college-reportable scores, unless a misadministration or prohibited behavior is indicated (State Use Question 10 = 'H' or 'L').

## ACT Record Description

Position		Length	Field Name	Field Content
Start	End			
250	260	11	Filler	
261	270	10	ACT Scale Scores	Range for each score is 01-36. A score of '--' means that test was omitted by student or was not scored. If any score is '--', the Composite score is set to '--'.
261	262	2	English	
263	264	2	Mathematics	
265	266	2	Reading	
267	268	2	Science	
269	270	2	Composite	
271	271	1	Filler	
272	274	3	Sum of Scale Scores	Numeric sum of the 4 scale scores. If any score is '--', the sum is set to '---'.
275	278	4	Filler	
279	302	24	Interest Inventory Standard Scores	Standard score range is 20 to 80 or '--'. Absence of scores ('--') means too few responses for valid score.
279	280	2	Filler	
281	282	2	Science & Technology	
283	284	2	Filler	
285	286	2	Arts	
287	288	2	Filler	
289	290	2	Social Services	
291	292	2	Filler	
293	294	2	Administration & Sales	
295	296	2	Filler	
297	298	2	Business Operations	
299	300	2	Filler	
301	302	2	Technical	
303	308	6	World-of-Work Map Regions	Up to 3 regions; based on Interest Inventory scores; range for each is 01-12, or 99 (scores inconclusive), or '--' (scores missing).
309	309	1	Barcode Indicator	For states using both barcode labels and demographic overlay file: 0 = No label 1 = Valid label, barcode matches demographic overlay file 2 = Valid label, barcode does not match demographic overlay file 3 = Invalid or unreadable label 4 = Valid label, barcode matches demographic overlay file but name conflicts. Space for key-entered (not scanned) records.
310	310	1	State Test Day Indicator	I = Initial test date M = Makeup test date A = Accommodations window C = Tested Online D = Online with accommodations
→ 311	368	58	Filler	
369	380	12	Interest Inventory Percentile Ranks	Range is 01-99. If Interest Inventory standard score is '--', percentile rank is also '--'.
369	370	2	Science & Technology	

## ACT Record Description

Position		Length	Field Name	Field Content
Start	End			
371	372	2	Arts	
373	374	2	Social Services	
375	376	2	Administration & Sales	
377	378	2	Business Operations	
379	380	2	Technical	
381	390	10	Local ID Number	School-assigned ID number (used at state's discretion).
391	400	10	Filler	
<b>401</b>	<b>550</b>	<b>150</b>	<b>Student Profile Section (SPS)</b>	Refer to the <i>Student Information Booklet</i> for SPS items and response values. Values are the same as in the booklet except: 1=Y, 2=N.
401	405	5	SPS Items 1 and 4 (1 byte per item)	Items not collected: 2, 3, 5
406	406	1	SPS Item 6: Citizenship Status	Collected from block G on the answer folder.
407	407	1	SPS Item 7: Legal Resident	Collected from block Q on the answer folder.
408	410	3	Filler	SPS Items 8-10 are not collected.
411	413	3	SPS Item 11	
414	416	3	SPS Item 12	
417	419	3	Filler	SPS Item 13 is not collected.
420	470	51	SPS Items 14-64 (1 byte per item)	SPS Item 62 has been moved to positions 606-607. SPS Item 64 (pos. 470) is converted as follows: 1=Y; 2=N; 0 (zero) = O (I prefer not to respond). Items not collected: 17, 24-39, 45, 49, 54
471	471	1	SPS Item 65: Race/Ethnicity Background	Federal reporting value derived from student responses to Hispanic/Latino (position 608) and Race (positions 609-615) background.
472	473	2	SPS Items 66-67 (1 byte per item)	
474	475	2	SPS Item 68	Only one state included.
476	483	8	Filler	
484	550	67	SPS Items 69-135 (1 byte per item)	Items not collected: 80, 92, 93, 104, 108, 113, 115-135
551	604	54	Filler	
605	605	1	EOS Release	1=Yes; 2=No
606	607	2	SPS Item 62: Religious Affiliation	
608	608	1	Race/Ethnicity Background: Hispanic/Latino	Collected from block F on the answer folder. 1 = Yes; 2 = No; 3 = Prefer not to respond
609	615	7	Race/Ethnicity Background: Race	Collected from block F on the answer folder. More than one value possible. 1 = American Indian/Alaska Native 2 = Asian 3 = Black/African American 4 = Native Hawaiian/Other Pacific Islander 5 = White 6 = Prefer not to respond



## ACT Record Description

Position		Length	Field Name	Field Content
Start	End			
616	630	15	<b>State Use Questions</b>	Responses to state-specific questions 1-XX. State use question 10 (pos. 625) indicates: H = Misadministration L = Prohibited Behavior Multiple Choice Score Indicator (pos. 771) also indicates the misadministration decision. See ACT Answer Document Supplement for details.
631	683	53	<b>High School Course/Grade Information</b>	
631	653	23	Courses Taken or Planned	Refer to the <i>Student Information Booklet</i> for specific courses. 1 = Taken 2 = Plan to take before graduation 3 = Not taken and do not plan to take Blank = No response or more than one response
631	635	5	English Courses	
636	642	7	Mathematics Courses	
643	646	4	Natural Sciences Courses	
647	653	7	Social Studies Courses	
654	660	7	Filler	Languages and Arts are not collected.
661	683	23	Grades Earned	4 = A; 3 = B; 2 = C; 1 = D; 0 = F
661	665	5	English Grades	
666	672	7	Mathematics Grades	
673	676	4	Natural Sciences Grades	
677	683	7	Social Studies Grades	
684	690	7	Filler	Languages and Arts are not collected.
691	700	10	Filler	
701	716	16	<b>College Choices</b>	Up to four ACT college codes in order of preference as gridded by student on answer folder. 5555 = Currently do not plan to go to college. College code look-up available at: <a href="http://www.actstudent.org/scores/scodes.html">www.actstudent.org/scores/scodes.html</a>
701	704	4	1st Choice	
705	708	4	2nd Choice	
709	712	4	3rd Choice	
713	716	4	4th Choice	
717	724	8	Filler	
725	760	36	<b>State or District Supplied Student Information</b>	These fields will be populated only if a) the state or district supplied values for these fields and b) the student's test content is able to be matched to the information supplied by the state (via their Demographic Overlay file) or the district (via their PreID file).
725	740	16	State or District Supplied Student Last Name	Special characters are –'
741	752	12	State or District Supplied Student First Name	Special characters are –'
753	753	1	State or District Supplied Middle Initial	
754	754	1	State or District Supplied Gender	1 = Male, 2 = Female

## ACT Record Description

Position		Length	Field Name	Field Content	
Start	End				
755	760	6	State or District Supplied Date of Birth	Formatted as MMDDYY	
761	770	10	Filler		
771	771	1	Multiple Choice Score Indicator	Decision regarding multiple choice portion of test administration. N = No scores: Multiple choice scores cancelled. R = Reinstate: Multiple choice scores reinstated after being cancelled.	
772	772	1	Writing Score Indicator	Decision for writing test only. N = No scores: Writing scores cancelled. R = Reinstate: Writing scores reinstated after being cancelled.	
→	773	792	20	Filler	
→	<b>793</b>	<b>805</b>	<b>13</b>	<b>ACT Writing Results</b>	
→	793	795	3	US Rank (Cumulative %) - Writing Subject Score	Based on recent high school students who took the ACT Writing test. Range is 001-100 If score is (--), norm for that score is set to (---).
	796	797	2	Writing Domain Score: Ideas and Analysis	Range is 02–12. Domain score of (--) means Writing Test could not be scored; student did not take the Writing Test if blank.
	798	799	2	Writing Domain Score: Development and Support	Range is 02–12. Domain score of (--) means Writing Test could not be scored; student did not take the Writing Test if blank.
	800	801	2	Writing Domain Score: Organization	Range is 02–12. Domain score of (--) means Writing Test could not be scored; student did not take the Writing Test if blank.
	802	803	2	Writing Domain Score: Language Use and Conventions	Range is 02–12. Domain score of (--) means Writing Test could not be scored; student did not take the Writing Test if blank.
→	804	805	2	Writing Subject Score (2-12)	For test events beginning in September 2016. Range is 02-12. Score of (--) means Writing Test could not be scored; Student did not take the Writing Test if blank.
→	<b>806</b>	<b>821</b>	<b>16</b>	<b>Additional Scores and Indicators</b>	
	806	807	2	English Language Arts (ELA) Score	Range is 01-36. Score of (--) means student did not receive a score on English Test, Reading Test or Writing Test.
→	808	810	3	US Rank (Cumulative %) - ELA	Based on recent high school students who took the ACT Writing test, English test and Reading test. Range is 001-100. If score is (--), norm for that score is set to (---).
→	811	812	2	Filler	
	813	814	2	STEM Score (Science, Technology, Engineering, and Math)	Range is 01-36. Score of (--) means student did not receive a score on Math Test or Science Test.
→	815	817	3	US Rank (Cumulative %) - STEM	Based on recent high school students who took the ACT Science test and Math test. Range is 001-100. If score is (--), norm for that score is set to (---).
→	818	819	2	Filler	

## ACT Record Description

Position		Length	Field Name	Field Content
Start	End			
820	820	1	Understanding Complex Text Indicator (UCTI)	0 = Below proficient 1 = Proficient 2 = Above proficient (-) = Unable to calculate
821	821	1	Progress Toward Career Readiness Indicator (PTCRI)	Based on Composite score, provides early estimate of future achievement on ACT National Career Readiness Certificate (ACT NCRC). 0 = Insufficient progress toward an NCRC level 1 = Progress toward Bronze level NCRC 2 = Progress toward Silver level NCRC 3 = Progress toward Gold level NCRC (-) = Unable to calculate
→ 822	1001	180	<b>Reporting Categories</b>	
→ 822	851	30	<b>English</b>	
→ 822	831	10	Production of Writing	
→ 822	823	2	Points Earned	00-99 with leading zeros "--" if the test was not attempted Blank if the test type does not support reporting categories
→ 824	825	2	Points Possible	01-99 with leading zeros Blank if the test type does not support reporting categories
→ 826	828	3	% Correct	000-100 with leading zeros "---" if the test was not attempted Blank if the test type does not support reporting categories
→ 829	831	3	Readiness Range Lower Bound	000-100 with leading zeros Blank if the test type does not support reporting categories
→ 832	841	10	Knowledge of Language	
→ 832	833	2	Points Earned	00-99 with leading zeros "--" if the test was not attempted Blank if the test type does not support reporting categories
→ 834	835	2	Points Possible	01-99 with leading zeros Blank if the test type does not support reporting categories
→ 836	838	3	% Correct	000-100 with leading zeros "---" if the test was not attempted Blank if the test type does not support reporting categories

## ACT Record Description

	Position		Length	Field Name	Field Content
	Start	End			
→	839	841	3	Readiness Range Lower Bound	000-100 with leading zeros Blank if the test type does not support reporting categories
→	842	851	10	Conventions of Standard English	
→	842	843	2	Points Earned	00-99 with leading zeros "--" if the test was not attempted Blank if the test type does not support reporting categories
→	844	845	2	Points Possible	01-99 with leading zeros Blank if the test type does not support reporting categories
→	846	848	3	% Correct	000-100 with leading zeros "---" if the test was not attempted Blank if the test type does not support reporting categories
→	849	851	3	Readiness Range Lower Bound	000-100 with leading zeros Blank if the test type does not support reporting categories
→	<b>852</b>	<b>931</b>	<b>80</b>	<b>Mathematics</b>	
→	852	861	10	Preparing for Higher Math	
→	852	853	2	Points Earned	00-99 with leading zeros "--" if the test was not attempted Blank if the test type does not support reporting categories
→	854	855	2	Points Possible	01-99 with leading zeros Blank if the test type does not support reporting categories
→	856	858	3	% Correct	000-100 with leading zeros "---" if the test was not attempted Blank if the test type does not support reporting categories
→	859	861	3	Readiness Range Lower Bound	000-100 with leading zeros Blank if the test type does not support reporting categories
→	862	871	10	Number & Quantity	
→	862	863	2	Points Earned	00-99 with leading zeros "--" if the test was not attempted Blank if the test type does not support reporting categories

## ACT Record Description

	Position		Length	Field Name	Field Content
	Start	End			
→	864	865	2	Points Possible	01-99 with leading zeros Blank if the test type does not support reporting categories
→	866	868	3	% Correct	000-100 with leading zeros "---" if the test was not attempted Blank if the test type does not support reporting categories
→	869	871	3	Readiness Range Lower Bound	000-100 with leading zeros Blank if the test type does not support reporting categories
→	872	881	10	Algebra	
→	872	873	2	Points Earned	00-99 with leading zeros "--" if the test was not attempted Blank if the test type does not support reporting categories
→	874	875	2	Points Possible	01-99 with leading zeros Blank if the test type does not support reporting categories
→	876	878	3	% Correct	000-100 with leading zeros "---" if the test was not attempted Blank if the test type does not support reporting categories
→	879	881	3	Readiness Range Lower Bound	000-100 with leading zeros Blank if the test type does not support reporting categories
→	882	891	10	Functions	
→	882	883	2	Points Earned	00-99 with leading zeros "--" if the test was not attempted Blank if the test type does not support reporting categories
→	884	885	2	Points Possible	01-99 with leading zeros Blank if the test type does not support reporting categories
→	886	888	3	% Correct	000-100 with leading zeros "---" if the test was not attempted Blank if the test type does not support reporting categories
→	889	891	3	Readiness Range Lower Bound	000-100 with leading zeros Blank if the test type does not support reporting categories

## ACT Record Description

	Position		Length	Field Name	Field Content
	Start	End			
→	892	901	10	Geometry	
→	892	893	2	Points Earned	00-99 with leading zeros "--" if the test was not attempted Blank if the test type does not support reporting categories
→	894	895	2	Points Possible	01-99 with leading zeros Blank if the test type does not support reporting categories
→	896	898	3	% Correct	000-100 with leading zeros "---" if the test was not attempted Blank if the test type does not support reporting categories
→	899	901	3	Readiness Range Lower Bound	000-100 with leading zeros Blank if the test type does not support reporting categories
→	902	911	10	Statistics & Probability	
→	902	903	2	Points Earned	00-99 with leading zeros "--" if the test was not attempted Blank if the test type does not support reporting categories
→	904	905	2	Points Possible	01-99 with leading zeros Blank if the test type does not support reporting categories
→	906	908	3	% Correct	000-100 with leading zeros "---" if the test was not attempted Blank if the test type does not support reporting categories
→	909	911	3	Readiness Range Lower Bound	000-100 with leading zeros Blank if the test type does not support reporting categories
→	912	921	10	Integrating Essential Skills	
→	912	913	2	Points Earned	00-99 with leading zeros "--" if the test was not attempted Blank if the test type does not support reporting categories
→	914	915	2	Points Possible	01-99 with leading zeros Blank if the test type does not support reporting categories

## ACT Record Description

	Position		Length	Field Name	Field Content
	Start	End			
→	916	918	3	% Correct	000-100 with leading zeros "---" if the test was not attempted Blank if the test type does not support reporting categories
→	919	921	3	Readiness Range Lower Bound	000-100 with leading zeros Blank if the test type does not support reporting categories
→	922	931	10	Modeling	
→	922	923	2	Points Earned	00-99 with leading zeros "--" if the test was not attempted Blank if the test type does not support reporting categories
→	924	925	2	Points Possible	01-99 with leading zeros Blank if the test type does not support reporting categories
→	926	928	3	% Correct	000-100 with leading zeros "---" if the test was not attempted Blank if the test type does not support reporting categories
→	929	931	3	Readiness Range Lower Bound	000-100 with leading zeros Blank if the test type does not support reporting categories
→	932	941	10	Filler	
→	<b>942</b>	<b>971</b>	<b>30</b>	<b>Reading</b>	
→	942	951	10	Key Ideas & Details	
→	942	943	2	Points Earned	00-99 with leading zeros "--" if the test was not attempted Blank if the test type does not support reporting categories
→	944	945	2	Points Possible	01-99 with leading zeros Blank if the test type does not support reporting categories
→	946	948	3	% Correct	000-100 with leading zeros "---" if the test was not attempted Blank if the test type does not support reporting categories
→	949	951	3	Readiness Range Lower Bound	000-100 with leading zeros Blank if the test type does not support reporting categories
→	952	961	10	Craft & Structure	

## ACT Record Description

	Position		Length	Field Name	Field Content
	Start	End			
→	952	953	2	Points Earned	00-99 with leading zeros "--" if the test was not attempted Blank if the test type does not support reporting categories
→	954	955	2	Points Possible	01-99 with leading zeros Blank if the test type does not support reporting categories
→	956	958	3	% Correct	000-100 with leading zeros "---" if the test was not attempted Blank if the test type does not support reporting categories
→	959	961	3	Readiness Range Lower Bound	000-100 with leading zeros Blank if the test type does not support reporting categories
→	962	971	10	Integration of Knowledge & Ideas	
→	962	963	2	Points Earned	00-99 with leading zeros "--" if the test was not attempted Blank if the test type does not support reporting categories
→	964	965	2	Points Possible	01-99 with leading zeros Blank if the test type does not support reporting categories
→	966	968	3	% Correct	000-100 with leading zeros "---" if the test was not attempted Blank if the test type does not support reporting categories
→	969	971	3	Readiness Range Lower Bound	000-100 with leading zeros Blank if the test type does not support reporting categories
→	<b>972</b>	<b>1001</b>	<b>30</b>	<b>Science</b>	
→	972	981	10	Interpretation of Data	
→	972	973	2	Points Earned	00-99 with leading zeros "--" if the test was not attempted Blank if the test type does not support reporting categories
→	974	975	2	Points Possible	01-99 with leading zeros Blank if the test type does not support reporting categories



## ACT Record Description

	Position		Length	Field Name	Field Content
	Start	End			
→	976	978	3	% Correct	000-100 with leading zeros "---" if the test was not attempted Blank if the test type does not support reporting categories
→	979	981	3	Readiness Range Lower Bound	000-100 with leading zeros Blank if the test type does not support reporting categories
→	982	991	10	Scientific Investigation	
→	982	983	2	Points Earned	00-99 with leading zeros "--" if the test was not attempted Blank if the test type does not support reporting categories
→	984	985	2	Points Possible	01-99 with leading zeros Blank if the test type does not support reporting categories
→	986	988	3	% Correct	000-100 with leading zeros "---" if the test was not attempted Blank if the test type does not support reporting categories
→	989	991	3	Readiness Range Lower Bound	000-100 with leading zeros Blank if the test type does not support reporting categories
→	992	1001	10	Evaluation of Models, Inferences & Experimental Results	
→	992	993	2	Points Earned	00-99 with leading zeros "--" if the test was not attempted Blank if the test type does not support reporting categories
→	994	995	2	Points Possible	01-99 with leading zeros Blank if the test type does not support reporting categories
→	996	998	3	% Correct	000-100 with leading zeros "---" if the test was not attempted Blank if the test type does not support reporting categories
→	999	1001	3	Readiness Range Lower Bound	000-100 with leading zeros Blank if the test type does not support reporting categories
→	1002	1028	27	Filler	

## ACT Record Description

Position		Length	Field Name	Field Content
Start	End			
→ 1029	1043	15	US Ranks (Cumulative %) - Scale Scores	Valid values 001-100, If score is (--), norm for that score is set to (---).
→ 1029	1031	3	English	
→ 1032	1034	3	Mathematics	
→ 1035	1037	3	Reading	
→ 1038	1040	3	Science	
→ 1041	1043	3	Composite	
→ 1044	1050	7	Filler	



# THE ACT<sup>®</sup> ELECTRONIC STUDENT RECORD

Student Identifying Information																																																																																																			
Reporting Year	Student Last Name										Student First Name					MI	Street Address										Filler	Gender	Grade Level	ACT ID (if available)	Phone Type																																																																				
1	2	3	4	5	6	7	8	9	10	11	12	13	14	15	16	17	18	19	20	21	22	23	24	25	26	27	28	29	30	31	32	33	34	35	36	37	38	39	40	41	42	43	44	45	46	47	48	49	50	51	52	53	54	55	56	57	58	59	60	61	62	63	64	65	66	67	68	69	70	71	72	73	74	75	76	77	78	79	80	81	82	83	84	85	86	87	88	89	90	91	92	93	94	95	96	97	98	99	100

Student Identifying Information																																																																																																			
Date of Birth			Telephone Number				City										State		Zip Code +4				Filler										State-Assigned Student ID Number																																																																		
MM	DD	YY	Area Code	Phone Number													N	A																																																																																	
101	102	103	104	105	106	107	108	109	110	111	112	113	114	115	116	117	118	119	120	121	122	123	124	125	126	127	128	129	130	131	132	133	134	135	136	137	138	139	140	141	142	143	144	145	146	147	148	149	150	151	152	153	154	155	156	157	158	159	160	161	162	163	164	165	166	167	168	169	170	171	172	173	174	175	176	177	178	179	180	181	182	183	184	185	186	187	188	189	190	191	192	193	194	195	196	197	198	199	200

High School Information										ACT Test Information																																																																																									
State-Assigned Student ID Number (cont.)	ACT H.S. Code		H.S. Grades				H.S. Average		Year of H.S. Graduation		Test Date		Test Location		ACT Scale Scores				Sum of Scale Scores		Interest Inventory Standard Scores																																																																														
		E	M	S	N	Filler	H.S. Average		Year of H.S. Graduation		Filler		MM	YY	Test Location		F	M	R	S	C	Filler	Sum of Scale Scores		Filler	Filler	Science & Technology	Filler	Arts	Filler	Social Services	Filler	Admin. & Sales	Filler	Business Operations	Filler																																																															
201	202	203	204	205	206	207	208	209	210	211	212	213	214	215	216	217	218	219	220	221	222	223	224	225	226	227	228	229	230	231	232	233	234	235	236	237	238	239	240	241	242	243	244	245	246	247	248	249	250	251	252	253	254	255	256	257	258	259	260	261	262	263	264	265	266	267	268	269	270	271	272	273	274	275	276	277	278	279	280	281	282	283	284	285	286	287	288	289	290	291	292	293	294	295	296	297	298	299	300

ACT Test Information																																																																																																			
Int. Inv. (cont.)		World of Work Map Regions			Filler										Interest Inventory Percentile Ranks				Local ID				Filler																																																																												
Technical	1	2	3	Barcode Indicator													Science & Technology	Arts	Social Services	Admin. & Sales	Business Operations	Technical	Local ID																																																																												
301	302	303	304	305	306	307	308	309	310	311	312	313	314	315	316	317	318	319	320	321	322	323	324	325	326	327	328	329	330	331	332	333	334	335	336	337	338	339	340	341	342	343	344	345	346	347	348	349	350	351	352	353	354	355	356	357	358	359	360	361	362	363	364	365	366	367	368	369	370	371	372	373	374	375	376	377	378	379	380	381	382	383	384	385	386	387	388	389	390	391	392	393	394	395	396	397	398	399	400





# THE ACT<sup>®</sup> ELECTRONIC STUDENT RECORD

Reporting Categories				
901	R. R. L. B. M/G	Math: Stats & Probability	Reading: Key Ideas & Details	
902	Points Earned	Math: Integrating Essential Skills	Points Earned	
903	Points Possible		Points Possible	
904	% Correct		% Correct	
905	R. R. L. B.	Math: Modeling	Reading: Craft & Structure	
906	Points Earned			Points Earned
907	Points Possible			Points Possible
908	% Correct	% Correct	% Correct	
909	R. R. L. B.	Reading: Int. of knowledge & Ideas	Reading: Int. of knowledge & Ideas	
910	Points Earned			Points Earned
911	Points Possible			Points Possible
912	% Correct	% Correct	% Correct	
913	R. R. L. B.	Science: Interpretation of Data	Science: Interpretation of Data	
914	Points Earned			Points Earned
915	Points Possible			Points Possible
916	% Correct	% Correct	% Correct	
917	R. R. L. B.	Science: Scientific Investigation	Science: Scientific Investigation	
918	Points Earned			Points Earned
919	Points Possible			Points Possible
920	% Correct	% Correct	% Correct	
921	R. R. L. B.	Science: E. of M., I. & E. R.	Science: E. of M., I. & E. R.	
922	Points Earned			Points Earned
923	Points Possible			Points Possible
924	% Correct			
925	R. R. L. B.			
926	Points Earned			
927	Points Possible			
928	% Correct			
929	R. R. L. B.			
930	Points Earned			
931	Points Possible			
932	% Correct			
933	R. R. L. B.			
934	Points Earned			
935	Points Possible			
936	% Correct			
937	R. R. L. B.			
938	Points Earned			
939	Points Possible			
940	% Correct			
941	R. R. L. B.			
942	Points Earned			
943	Points Possible			
944	% Correct			
945	R. R. L. B.			
946	Points Earned			
947	Points Possible			
948	% Correct			
949	R. R. L. B.			
950	Points Earned			
951	Points Possible			
952	% Correct			
953	R. R. L. B.			
954	Points Earned			
955	Points Possible			
956	% Correct			
957	R. R. L. B.			
958	Points Earned			
959	Points Possible			
960	% Correct			
961	R. R. L. B.			
962	Points Earned			
963	Points Possible			
964	% Correct			
965	R. R. L. B.			
966	Points Earned			
967	Points Possible			
968	% Correct			
969	R. R. L. B.			
970	Points Earned			
971	Points Possible			
972	% Correct			
973	R. R. L. B.			
974	Points Earned			
975	Points Possible			
976	% Correct			
977	R. R. L. B.			
978	Points Earned			
979	Points Possible			
980	% Correct			
981	R. R. L. B.			
982	Points Earned			
983	Points Possible			
984	% Correct			
985	R. R. L. B.			
986	Points Earned			
987	Points Possible			
988	% Correct			
989	R. R. L. B.			
990	Points Earned			
991	Points Possible			
992	% Correct			
993	R. R. L. B.			
994	Points Earned			
995	Points Possible			
996	% Correct			
997	R. R. L. B.			
998	Points Earned			
999	Points Possible			
1000	% Correct			
1001	R. R. L. B. S/E			
1002				
1003				
1004				
1005				
1006				
1007				
1008				
1009				
1010				
1011				
1012				
1013				
1014				
1015				
1016				
1017				
1018				
1019				
1020				
1021				
1022				
1023				
1024				
1025				
1026				
1027				
1028				
1029				
1030				
1031				
1032				
1033				
1034				
1035				
1036				
1037				
1038				
1039				
1040				
1041				
1042				
1043				
1044				
1045				
1046				
1047				
1048				
1049				
1050				